IX. ULUSAL VİRAL HEPATİT SİMPOZYUMU

12-14 MAYIS 2017

ANEMON MALATYA HOTEL

AKUT HEPATİTTEN TRANSPLANTASYONA

UVHS

ULUSAL VİRAL HEPATİT SİMPOZYUMU

KLİMİK

TÜRK KLİNİK MİKROBİYOLOJİ VE İNFEKSİYON HASTALIKLARI DERNEĞİ

Hepatit C+Delta İnfeksiyonu

Ahmet Cem Yardımcı
İnfeksiyon Hastalıkları ve Klinik Mikrobiyoloji Kliniği
Medicalpark Bahçelievler

Olgu

- 26 yaş, kadın, ev hanımı
- 2006’ da ilk başvuru
- Halsizlik, yorgunluk yakınması ile tetkik edilirken
- HbsAg+ ve Anti-HCV +

- Özgeçmiş; 12 yaşında lenfoma, şu an takipli
- Soygeçmiş; Özellik yok
- FM özellik yok

Laboratuvar; ilk başvuru Kasım, 2006

- BK: 5040
- Hb: 11.9
- PLT: 268000
- ALT: 76 U/L
- AST: 105 U/L
- T.protein: 7.2
- Albumin:4.3
- PT: 12.5 sn

- Anti-HCV: Pozitif
- HbsAg: Pozitif
- HbeAg: Negatif
- Anti Hbe : Pozitif
- Anti HDV: Pozitif
- Anti HIV: Negatif
- Anti HAV IgG: Pozitif

Laboratuvar

- HCV RNA: 520000 IU/mL
- HCV Genotip 1b

- HBV DNA : 120 kopya/mL

- HDV RNA: Negatif

- USG: Kronik karaciğer hastalığı ile uyumlu

Karaciğer biyopsisi

- ISHAK' a Evre 4 fibrozis

  Histolojik aktivite indeksi: 12

Tedavi

- HCV’ ye yönelik;

PegIFNα2a 180 µg/hafta+Ribavirin 1000mg/gün

Tedavi Süresince Laboratuvar

	Başlangıç	**4. Hafta**	**12. Hafta**	**24. Hafta**	**48. Hafta**
ALT	76	42	28	26	30
AST	105	76	36	40	34
Hb	11.9	11.3	11	10.5	9.5
BK	5040	4500	4200	4700	3800
PLT	268000	240000	190000	180000	120000
HCV RNA	520000		Negatif	Negatif	Negatif
HBV DNA	120			Negatif	Negatif
HDV RNA	Negatif			Negatif	Negatif

Tedavi Sonrası Takip, Mart 2009

15. ay;

- ALT: 183 U/L
- AST 146 U/L
- HDV-RNA: 67600 kopya/mL
- HBV-DNA ve HCV-RNA negatif

Tedavi; Delta Virüsü

- Peg-IFNα2b 100 µg/hafta

Tedavi Süresince Laboratuvar

	Başlangıç	**4. Hafta**	**12. Hafta**	**24. Hafta**	**48. Hafta**
ALT	183	42	39	32	36
AST	146	38	24	22	24
Hb	12	11.4	11	10.2	9.6
BK	7200	6800	5200	5600	4200
PLT	220000	212000	184000	160000	135000
HDV RNA	67600		61	Negatif	Negatif
HBV DNA	Negatif			Negatif	Negatif
HCV RNA	Negatif			Negatif	Negatif

Delta Tedavisi Sonrası, Ocak 2011

- 9. ay;
- ALT: 184 U/L
- AST: 122 U/L
- HBV-DNA 27800 kopya/mL
- HDV-RNA ve HCV-RNA düzeyleri negatif

Tedavi; HBV

- Oral antviral başlandı; Tenofovir
- HBV-DNA düzeyi altıncı ayda negatif,
- ALT ve AST' si normal düzeylerde

Üç Hepatitin Tedavi Sırasında ALT-AST Düzeyleri

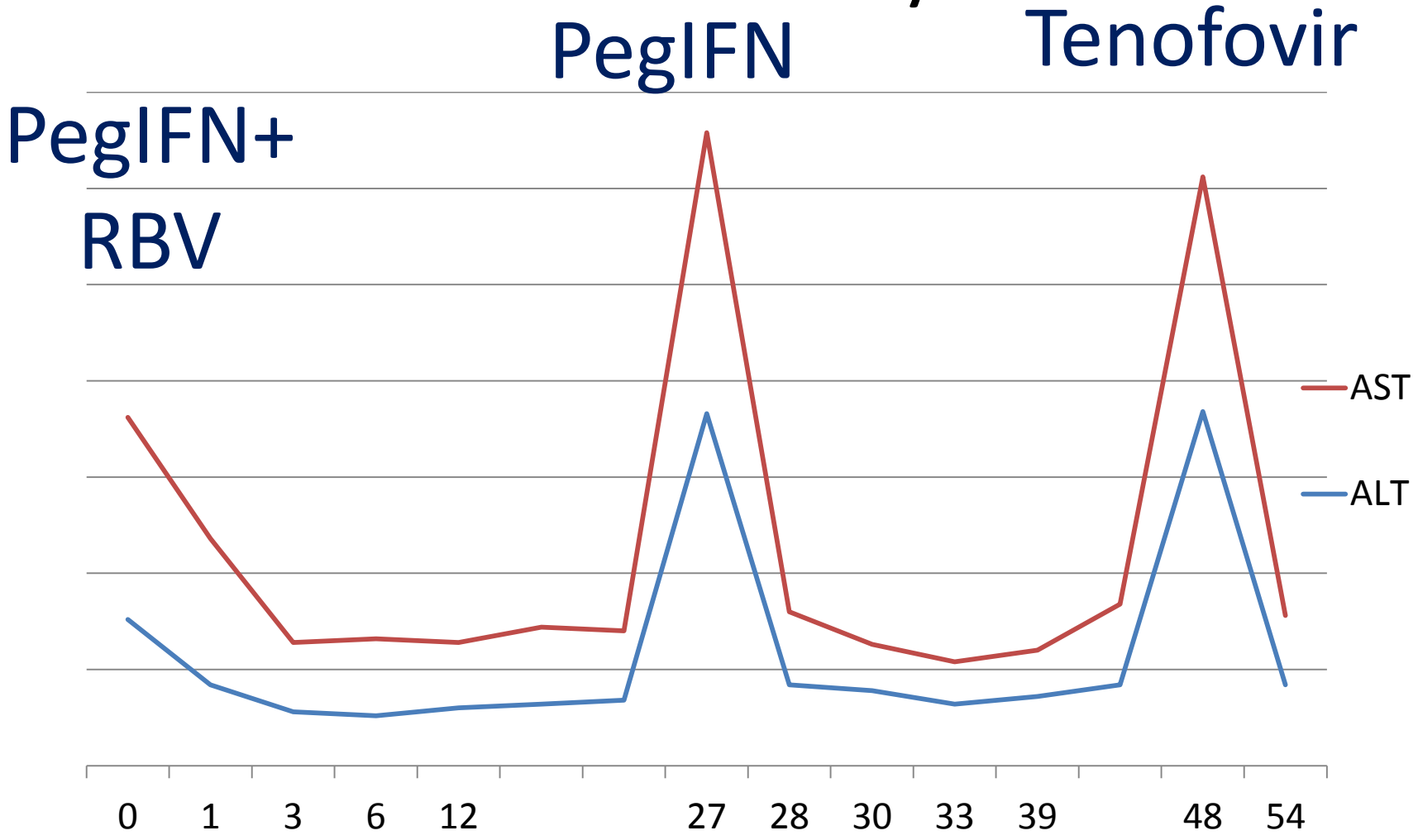

6 yıl sonra..

- TDF’ ye devam
- Karaciğer enzimleri normal
- HBV DNA, HDV-RNA ve HCV-RNA negatif

Kronik Viral Hepatitler

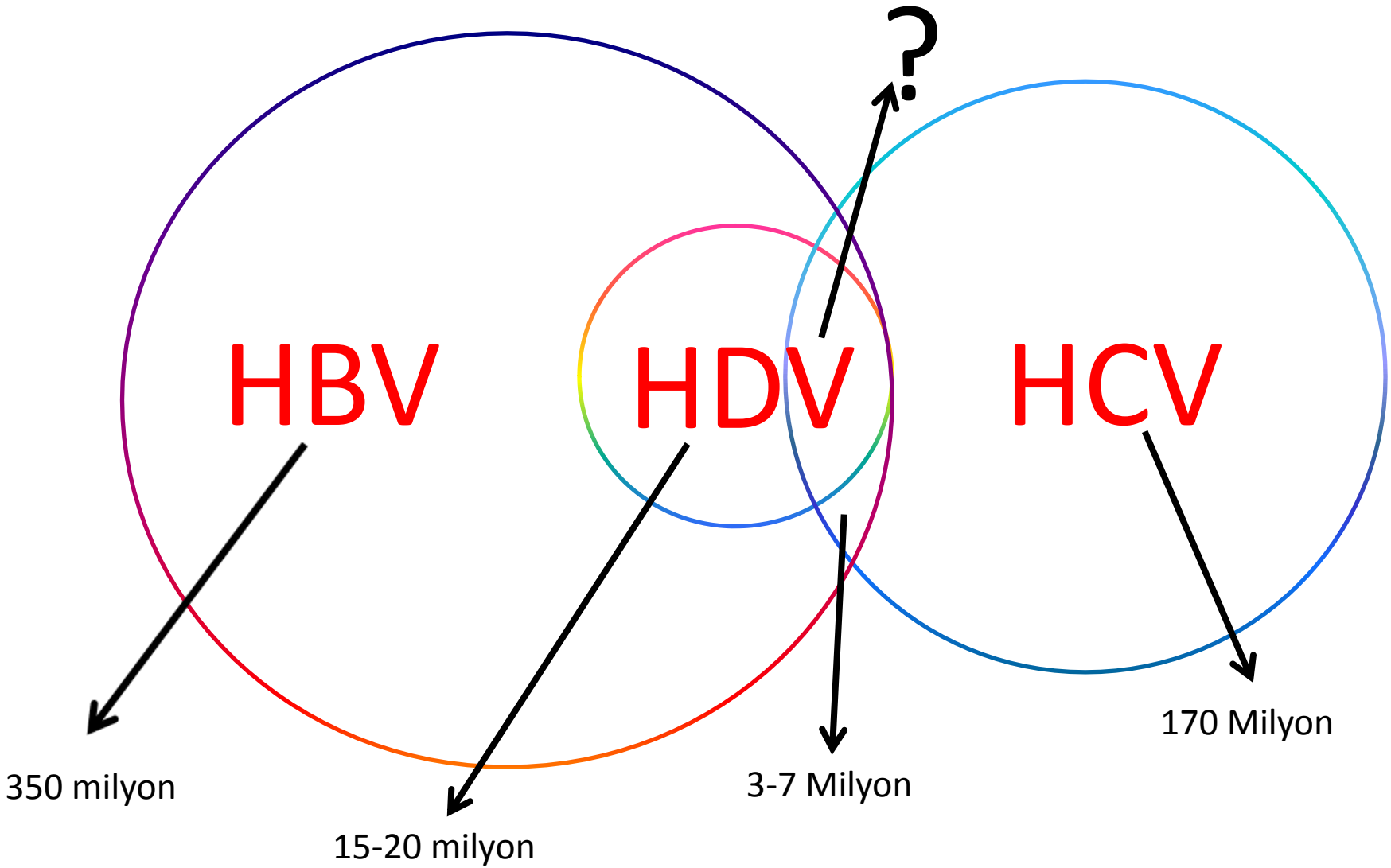

Ortak Bulaş Yolları

- Kan ve kan ürünleri (Hemodiyaliz!!)
- Kontamine enjektör, dövme, piercing
- Vertikal yol

Üçlü Viral İnfeksiyon

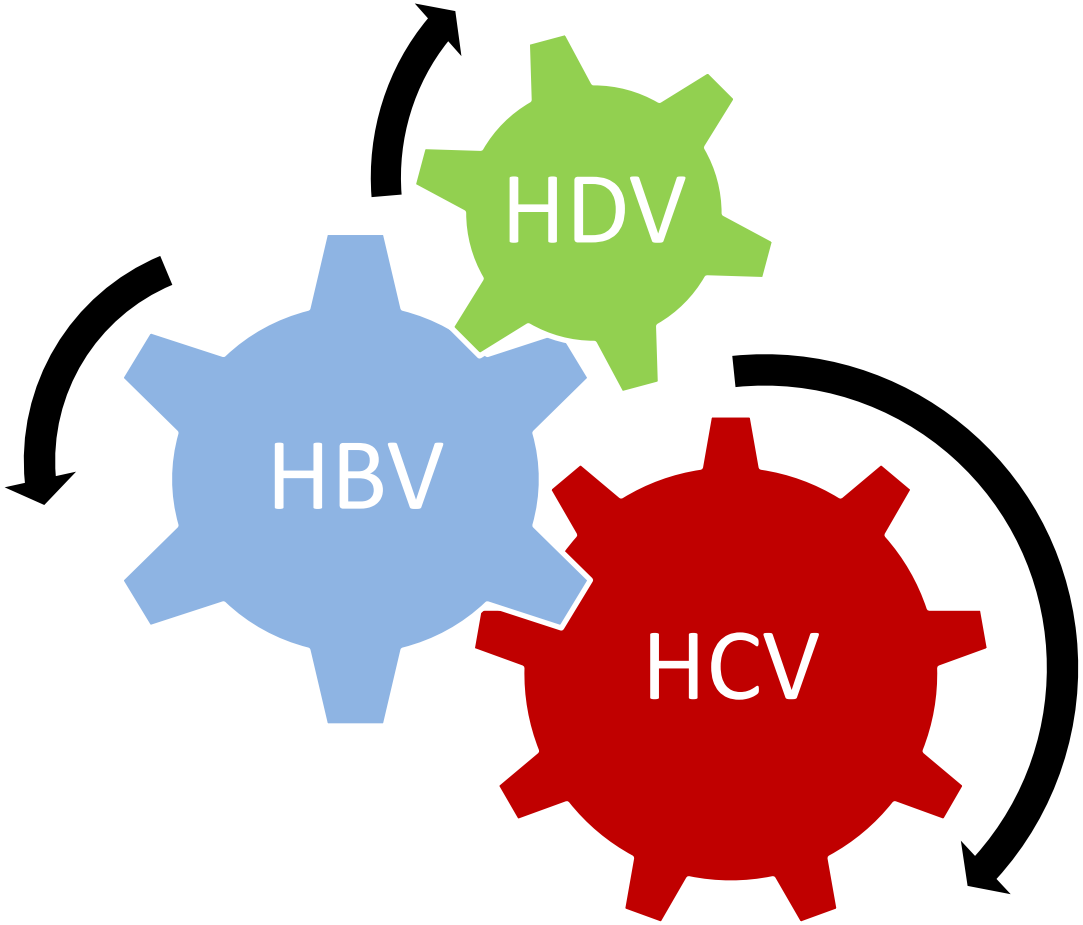

Clinical and Virological Course of Chronic Hepatitis B Virus Infection With Hepatitis C and D Virus Markers

Yun-Fan Liaw, M.D., Sun-Lung Tsai, M.D., Ph.D., I-Shyan Sheen, M.D., Mei Chao, Ph.D., Chau-Ting Yeh, M.D., Ph.D, Sen-Yung Hsieh, M.D., Ph.D., and Chia-Ming Chu, M.D.

Liver Research Unit, Chang Gung Memorial Hospital and University, Taipei, Taiwan

Objective: **Hepatitis B, C, and delta virus (HBV, HCV, HDV) share similar transmission routes; thus, dual or triple infections may occur and even persist in the same**

routes; thus, dual or triple infection may occur and even persist in the same patient. Clinical studies have shown that there are patients with acute HBV, HCV, and HDV coin-

- Genelde HCV baskın, yavaş ancak sinsi seyrili
- Son gelen virus?
- Virüsün genetik özelliği
- Hastalığın alınma yaşı

Journal of Viral Hepatitis, 2000, 7, 15–22

Replication status and histological features of patients with triple (B, C, D) and dual (B, C) hepatic infections

P. Mathurin,[1,2] V. Thibault,[3] K. Kadidja,[1] N. Ganne-Carrié,[5] J. Moussalli,[1] M. El Younsi,[1] V. Di Martino,[1] F. Lunel,[3] F. Charlotte,[4] M. Vidaud,[2] P. Opolon[1] and T. Poynard[1,2] [1]*Service d'HépatoGastroentérologie,* [2]*CNRS URA 1484 Paris,* [3]*Services de Virologie et* [4]*d'Anatomie-Pathologique, Hôpital Pitié-Salpêtrière and* [5]*Service d'HépatoGastroentérologie, Hôpital Jean Verdier Bondy, France*

1. patients with multiple infection showed significantly lower HCV viraemia than their matched HCV patients;
2. in patients with triple infection, serum HCV RNA and markers of HBV replication were absent in 80%, suggesting that HDV acts as a dominant virus;
3. in patients with dual infection, HBV and HCV exert an alternative dominant replication; and
4. the prevalence of cirrhosis was significantly higher in patients with multiple infection than in their matched HCV cohort (35% *vs* 8%).

Clearance of Chronic HCV Infection During Acute Delta Hepatitis

*K. Deterding, *S.V. Pothakamuri, V. Schlaphoff, J. Hadem, F. Metzler, M.J. Bahr, M.P. Manns, M. Cornberg, H. Wedemeyer

Cytotoxic CD4$^+$ T cells in viral hepatitis

N. Aslan,[1] C. Yurdaydin,[2] J. Wiegand,[1] T. Greten,[1] A. Ciner,[1] M. F. Meyer,[1] H. Heiken,[3] B. Kuhlmann,[4] T. Kaiser,[1] H. Bozkaya,[2] H. L. Tillmann,[1] A. M. Bozdayi,[2] M. P. Manns[1] and H. Wedemeyer[1] [1]*Department of Gastroenterology, Hepatology and Endocrinology, Hannover Medical School, Hannover, Germany;* [2]*Department of Gastroenterology and Hepatology, School of Medicine, Ankara University, Cebeci-Ankara, Turkey;* [3]*Department of Clinical Immunology, Hannover Medical School, Hannover; and* [4]*Marienstrasse Gemeinschaftspraxis, Hannover, Germany*

Received September 2005; accepted for publication October 2005

SUMMARY. CD4$^+$ T cells are thought to contribute to antiviral immune responses by secretion of cytokines thereby

presence of CD4$^+$ CTLs was associated with elevated aspartate aminotransferase levels ($P = 0.01$) and decreased

Hepatit C+Delta Hepatiti

- Akut süper infeksiyon safhasında daha ciddi
- Komplikasyonlar erken yaşta
- Fulminant hepatit riski yüksek
- Karaciğer sirozuna yatkınlık
- Hepatoselüler karsinom

Liaw Y-Fet al : Clinical and virological course of chronic hepatitis B virus infection with hepatitis C and D virus markers. Am J Gastroenterol 1998, 93: 354-359.

Riaz M, Idrees M, Kanwal H, et al. An overview of triple infection with hepatitis B, C and D viruses. Virol J 2011;8:368.

Tedavi

- Baskın virüse yönelik
- Monoterapi şeklinde tedavi ancak eğer HBV replikasyonu belirginse tedavide nükleoz(t)id analoğu eklenmeli
- Tedavi sonrası relapslar olabileceğinden yakın izlem

Teşekkürler

IX. ULUSAL VİRAL HEPATİT SİMPOZYUMU

12-14 MAYIS 2017

ANEMON MALATYA HOTEL

AKUT HEPATİTTEN TRANSPLANTASYONA

UVHS

ULUSAL VİRAL HEPATİT SİMPOZYUMU

KLİMİK

TÜRK KLİNİK MİKROBİYOLOJİ VE İNFEKSİYON HASTALIKLARI DERNEĞİ